

Using the StreetAccount Web Guide

StreetAccount web (<https://www.streetaccount.com>) gives you instant access to crucial intelligence for the companies and markets you care about with real-time, distilled market moving information. StreetAccount delivers comprehensive U.S., Canadian, European, and Asia Pacific company coverage by scanning all possible sources for corporate news. This guide provides tips for getting started and highlights key functionality that allows you to quickly find relevant news in StreetAccount web.

Learn more about...	Description	Page
Navigating the StreetAccount Site	Details all sections of the site, including how to filter and perform a search.	2
Creating a Portfolio	Provides step-by-step instructions on how to set up a portfolio and sign up for alerts on that portfolio.	3
Creating a Custom Sector	Provides step by step instructions on how to set up a custom sector and sign up for alerts on that custom sector.	4
Setting Up Email Alerts	Shows all of the options within My Email Alerts and goes into a detailed view of News Categories	5
Viewing News Headlines	Learn how to access real-time headline pages and filter those pages by various content options, portfolios, or sectors.	6
Accessing Today's Top News	Quickly get up to speed on market conversation through the four sections of this page that are updated throughout the day: Market Synopsis, Top Stories, Economic Calendar, and Most Read Web Stories.	7
Viewing Gainers & Decliners	View a snapshot of trading data with clear rationale behind the day's most significant stock moves.	8
Exploring Themes	View a hub of curated thematic trading baskets, highlighting the key themes and topics that are driving markets.	9
Searching by Company	Find historical news back to 2003, filter by news categories, view ETF/Index membership and weightings, and related company news	10
Accessing Calendars	Stay updated on all company events using the following calendars: Earnings, Earnings Preannouncements, Events, Syndicate, Economic, and Conference Presentations.	11
Using Syndicate Calendars	Track new stock offerings with the Syndicate calendar and details including company name, type of deal, lead underwriters, share information, and price information.	12
Viewing Industry Data: Drug Database	Provides relevant and current information on prescription drugs and biologics, as well as pipeline candidates.	13
Monitoring StreetAccount On the Go	Stay updated on the news that is most important to you while on the go with the StreetAccount app for iPhone and iPad.	14

Navigating the StreetAccount Site

Select "Real-Time News" to access All Headlines, Portfolio Headlines, Sector Headlines, Regional Headlines, ESG Headlines, My Headlines, Overnight Snapshot, and Up/Downgrades.

Select Today's Top News to view the latest market synopsis, top stories, economic calendar, and most read web stories broken down by region and sector.

Select Market Pulse to view Gainers & Decliners, Themes, and Market Summaries by region.

Select the Calendars menu to view earnings, events, preannouncements, syndicate, economic, and conference calendars.

Select the Industry Data menu to view historical key metrics and consensus estimates for companies across 19 industries. The Drug Database provides comprehensive information on branded, generic, and pipeline drugs.

Use the Search field to search StreetAccount news by ticker, company name, or keyword.

Access additional options from the left pane, allowing you to filter your research, select date ranges, choose search options, and more depending on your view.

The screenshot shows the StreetAccount website interface. At the top, there is a navigation bar with tabs: Real-Time News, Today's Top News, Market Pulse, Calendars, Industry Data, My Start Page, and My Account. Below the navigation bar, there is a search field and a sidebar with various filters and options. The main content area displays a list of headlines, including trending headlines and a list of news items with details like date, time, and content.

Annotations on the screenshot include:

- Arrows pointing to the "Real-Time News" tab and the search field.
- An arrow pointing to the "Today's Top News" tab.
- An arrow pointing to the "Market Pulse" tab.
- An arrow pointing to the "Calendars" tab.
- An arrow pointing to the "Industry Data" tab.
- An arrow pointing to the "My Account" tab.
- An arrow pointing to the "Talk To Us" button in the bottom right corner.
- An arrow pointing to the "My Account" menu icon in the top right corner.
- An arrow pointing to the "Charts And Quotes" section in the left sidebar.

Click the Edit Start Page icon to select your favorite StreetAccount page and quickly access it from your toolbar.

Select the My Account menu to customize portfolios, sectors, email alerts, and site settings.

talk to us

Enter your questions, suggestions, or corrections for the content, technology, service or sales team. You can also email us directly at feedback@streetaccount.com.

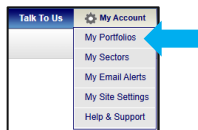
E-mail (if different from address on file):

Typical response time during U.S. hours is under 10 minutes.

Click the Talk To Us button in the application toolbar to interact directly with StreetAccount's analysts and client service team.

Creating a Portfolio

1. Select “My Portfolios” from the My Account drop-down menu.



2. Click the Create A New Portfolio button to enter in your tickers or choose from StreetAccount’s Country and Index Portfolios.

3. Type the tickers into the numbered fields or click the Copy/Paste/Import button to paste in tickers from a spreadsheet. Create up to 40 portfolios, with 500 tickers each.

A screenshot of the 'My Portfolios > Edit' form. The form has a 'Portfolio Name' field with 'My Portfolio' entered. There are checkboxes for 'Shared' and 'Email Alerts' (checked), and a link for 'advanced options'. There are 'Save' and 'Copy/Paste/Import' buttons. Below these are 40 numbered input fields for tickers, arranged in two columns of 20. To the right of the input fields is a sidebar with sections: 'Unmatched Tickers' (explaining that tickers in yellow highlight do not match any tickers in StreetAccount's database), 'Ticker Symbols FAQ' (with a link to 'Click here for information on how to enter non-US, class A/B, and bulletin board symbols'), 'Batch Email Alerts' (with a link to 'Click the "options" link in the Email Alerts column to receive alerts hourly or on a custom schedule.'), and 'How To Import Tickers' (listing sources: 'From FactSet', 'From Bloomberg', 'From Reuters').

4. Click the “advanced options” link to change alert settings. Real-time alerts will be received by default; however, you can reduce the number of alerts by selecting a batched option.

A screenshot of the 'Select how often you want alerts sent' dialog. It has two sections. The first section, 'Select how often you want alerts sent', has radio buttons for 'Real-Time' (selected), 'Once every 1 hour', and 'Send only alerts between' and 'Send weekend updates with the first Monday alert'. It also has dropdowns for 'Alert Header' (No header) and 'Alert Story Order' (Chronological). The second section, 'Select the categories of company news that you would like to receive', has a list of checkboxes: 'All' (checked), 'Earnings' (checked), 'Earnings Preview' (checked), 'Transcript Intelligence (AI-generated) NEW!' (checked), 'Mergers & Acquisitions' (checked), 'Syndicate' (checked), 'Corporate Actions' (checked), 'Regulatory' (checked), 'Litigation' (checked), 'Up/Downgrades' (checked), 'Quick Take' (checked), 'Street Takeaways' (checked), 'Conjecture' (checked), 'Share Ownership (13D/13F filings)' (checked), and 'Other' (checked).

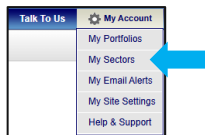
5. Click the Save button to create your portfolio. After saving, you can easily view the coverage you can expect from StreetAccount for your tickers.

A screenshot of the 'My Portfolios > Display' form. It has a 'View Portfolio News' button. Below this is a table with columns: 'Portfolio Name', 'Email Alert', 'Shared', 'Edit', 'Delete Portfolio', and 'Copy/Paste/Import'. The table has one row for 'My Portfolio'. To the right of the table is a 'Coverage Indicators' box with a legend: 'Full SA coverage' (green dot), 'Limited SA coverage' (yellow dot), 'No SA coverage' (red dot), 'Bold n/a for ETFs, Indexes' (bold text). The table shows 25 tickers with their coverage status: 1. 4502.JP (green), 2. ABBV (green), 3. ADCT (green), 4. AGIO (green), 5. ALNY (green), 6. AZN (green), 7. BLUE (green), 8. BMY (green), 9. CRIS (green), 10. GILD (green), 11. GMAB (green), 12. IGMS (green), 13. INCY (green), 14. JNJ (green), 15. KYMR (green), 16. LLY (green), 17. MRK (green), 18. NRX (green), 19. NVS (green), 20. ONC (green), 21. ONCT (red), 22. REGN (green), 23. RHBY (green), 24. TGRAR (bold green), 25. XNCR (green).

6. To view Portfolio Headlines within the site, go to Real-Time News > Portfolio Headlines. You can filter on the portfolio you just created in the left pane.

Creating a Custom Sector

1. Go to My Account > My Sectors



2. Click the Create A New Custom Sector button, and then name the sector.

3. Select the sector/industries you want to include. You can press the **CTRL** key or click and drag to select more than one at a time.

4. Use the >> to add the sector/industries into the Custom Sector section.

5. Make region selections and set market cap ranges.

6. (Optional) Select the "Email Alert" check box to receive alerts.

7. Click the "options" link next to the Email Alert check box to customize the alert settings. You can choose from real-time or batched alerts, select news categories, and set exclusions.

8. Click **Save** when finished.

9. To view Sector Headlines within the site, go to Real-Time News > Sector Headlines. You can filter on the sector you just created in the left pane.

My Sectors > Edit

Custom Sector Name
Sample Sector

For a breakdown of sectors, industries and companies within each industry, view [Sector Taxonomy](#) and click through for additional detail

Save

Sector: Industry

- Healthcare: Major Drugs
- Healthcare: Medical Equipment & Supplies
- Services: Advertising
- Services: Broadcasting & Cable TV
- Services: Business Services
- Services: Casinos & Gaming
- Services: Communications Services
- Services: Hotels & Motels
- Services: Motion Pictures
- Services: Personal Services
- Services: Printing & Publishing
- Services: Printing Services
- Services: Recreational Activities
- Services: Rental & Leasing
- Services: Restaurants
- Services: Retail (Apparel)
- Services: Retail (Department & Discount)
- Services: Retail (Drugs)
- Services: Retail (Grocery)
- Services: Retail (Home Improvement)

>> <<

Custom Sector

Regions

☐ ALL

☒ North America

☒ US

☒ Canada

☐ EU

☐ AU

☒ Asia

☐ ROW

Market Caps

Min Market Cap (USD) \$ 20 B Max Market Cap (USD) \$ 0 B

☐ Million ☐ Billion

Email Alert ☒ [options](#)

Select how often you want alerts sent

☒ Real-Time

☐ Once every 1 hour beginning at: 0:00 ET

☐ Only send alerts between and

☐ Send weekend updates with the first Monday alert

Alert Header No header

Alert Story Order Chronological

Select the categories of company news that you would like to receive

- ☒ All
- ☒ Earnings
- ☒ Earnings Preview
- ☒ Transcript Intelligence (AI-generated) **NEW!**
- ☒ Mergers & Acquisitions
- ☒ Syndicate
- ☒ Corporate Actions
- ☒ Regulatory
- ☒ Litigation
- ☒ Up/Downgrades
- ☒ Quick Take
- ☒ Street Takeaways
- ☒ Conjecture
- ☒ Share Ownership (13D/13F filings)
- ☒ Other

Setting Up Email Alerts

To customize email alerts, select My Account > My Email Alerts

My Email Alerts

Summary

- Add Alerts Portfolio**
Delivered throughout the day whenever a story concerning a stock in your portfolios is updated on the My Headlines page.
- Add Alerts Sector**
Delivered throughout the day whenever a story is updated on My Headlines related to sectors/industries that you have selected.
- Edit Alerts Today's Top News**
Market synopsis, top stories, economic calendar and top 10 most read news links delivered throughout the day.
- Add Alerts Overnight Summary**
Market snapshot, key events, newspaper headlines, and company news filtered by portfolio or sector, with US alerts delivered four times each morning at 5, 6, 7, and 9:15 am ET, and an EU alert delivered at 5 pm BT.
- Add Alerts End of Day Summary**
Market recap and company news filtered by portfolios or sectors, with a US alert delivered at 4:30 pm ET, and an EU alert delivered at 5 pm BT.
- Add Alerts Countries & Indexes**
Delivered throughout the day whenever a story concerning a stock in a selected index is updated on My Headlines.
- Edit Alerts News Categories Check out our new alert options!**
Receive alerts whenever a certain type of news story is updated on My Headlines.
- Add Alerts ESG Alerts**
Environmental, social, and governance news that can be filtered by portfolio, sector, region, or market cap, and delivered in real time or batched.
- Add Alerts Trending & Most Read New!**
Trending headlines and most read stories.
- Edit Alerts Keyword Alerts**
Delivered throughout the day whenever a story matches keywords selected.
- Edit Alerts Earnings Calendar**
Earnings releases for the week ahead filtered by portfolios or sectors, with alerts delivered at any hour(s) you choose.
- Edit Alerts Events Calendar**
Conferences, releases, meetings, calls and events for the week ahead filtered by portfolios or sectors, with alerts delivered at any hour(s) you choose.
- Add Alerts Syndicate Calendar**
IPOs, Secondaries, and Lock-up expirations delivered weekly or daily.
- Add Alerts Weekend Roundup**
A weekly email alert including notable news since Friday's close, summaries of weekly periodicals, a week in review section, and look at the coming week.
- Edit Setting Email Format**
Choose your email format and customize your email subject line.
- Edit Setting Away/Vacation Mode**
When you are out of the office, there are several options available to disable email alerts or send them to your alternate email address.

- Click the **Add Alerts** icon to customize alerts, including the Overnight Summary and End of Day Summary
- Receive the Today's Top News via email alert
- Sign up for alerts on country/index portfolios
- Create Keyword Alerts
- Activate Earnings, Events and Syndicate calendar alerts and filter each by your portfolio or custom sector
- Sign up for U.S. and EU Weekend Roundup alerts for notable weekend news

My Email Alerts > News Categories

Alerts will be sent for any story posted to these categories; click category name to view sample stories.

News Categories [check all](#) | [clear all](#) • [expand all](#) | [collapse all](#)

Delivery Options

- Top Headlines** [Sent real-time](#)
- Market Summaries NEW!** [Sent real-time](#)
- U.S. Sector Summaries** [Sent real-time](#)
 - ☒ Banking ☒ Consumer ☐ Energy ☒ Healthcare
 - ☐ Industrials ☐ Insurance ☐ Media & Telecom ☐ Metals & Mining
 - ☐ Power & Utilities ☐ Real Estate ☒ Technology
- APAC Sector Previews and Recaps NEW!** [Sent real-time](#)
- Content Summaries NEW!** [Sent real-time](#)
- Curated Links** [Sent real-time](#)
- Economic and Macro** [Sent real-time](#)
- Macro ESG** [Sent real-time](#)
- Politics** [Sent real-time](#)
- Quick Take** [Sent real-time](#)
- World News** [Sent real-time](#)
- Up/Downgrades [Select Brokers](#)** [Select Regions/Market Caps](#) [Sent real-time](#)
- Street Takeaways** [Select Regions/Market Caps](#) [Sent real-time](#)
 - ☒ M&A Takeaways
 - ☒ Earnings Takeaways
 - ☐ IPO Takeaways
 - ☐ Preview Takeaways
 - ☐ ESG Takeaways
 - ☐ Other Takeaways
- Mergers and Acquisitions**
- Syndicate**
- Rumors and Reports**
- Corporate Actions**
- Regulatory**
- Earnings NEW!**
- Share Ownership, Activism**
- Media Summaries**
- Miscellaneous NEW!**
- Non-Business**

Regions

- ☒ ALL
- ☒ North America
- ☒ US
- ☒ Canada
- ☒ EU
- ☒ AU
- ☒ Asia
- ☒ ROW

Market Caps

Min Market Cap (USD) \$ M Max Market Cap (USD) \$ M

☒ Million ☐ Billion

[Save](#) [Cancel](#)

Viewing News Headlines

Select the Real-Time News drop-down menu and choose from the available menu options to target the news to your interests. Use the News Filters in the left pane to narrow your search to a number of default views, including Earnings, M&A, and Street Takeaways that summarize broker comments following major news events. You can also create custom filters that allow you to see only the news that's relevant to you.

Use the left pane to set default views, print a selected view, or access news archives.

Go to Real-Time News > Portfolio Headlines to filter on your portfolio(s).

View the top trending headlines our clients are reading.

Click Launch Headlines to get a smaller scrolling headline window that can be moved anywhere on your desktop.

Select from the available news filters to narrow the focus of your headlines. Press and hold the CTRL key to select multiple filters. Once you've selected the desired filters, click the Activate Filters button to apply the filter(s) to your search.

After selecting Portfolio Headlines, you can highlight your portfolios and activate filters for scrolling news based on your coverage.

Market Synopsis briefly _____ explains where the market is and why.

Scroll down to view the Economic Calendar, which highlights the day's key releases.

Top Stories contains headlines and concise explanations behind the key stories driving the market.

[View live headlines](#)

You can also scroll down to view the Most Read Web Stories, which shows the most read stories from the past 8 hours for each sector or region, dependent on your page.

Gainers & Decliners

Select Market Pulse > Gainers & Decliners to view a snapshot of trading data with clear rationale behind the day's most significant stock moves.

Toggle between gainers & decliners

Filter by Portfolio or Sector

Filter by market cap and/or price

Click on a ticker to view the company's profile page, displaying all recent headlines

streetaccount | FACTSET

What's New (04-Dec-24) | Request A Trial | Contact Us | Time Zone: UTC-5

Real-Time News Today's Top News **Market Pulse** Calendars Industry Data My Start Page Talk To Us My Account

search

set default print

Portfolio Filters Manage

Unfiltered

All Portfolios

Biotech Stocks

Model Fund

Model Portfolio

Sector Filters Manage

Activate Filters

Volume, Market Cap, and Price defaults are set as follows:

Volume: 2K shares min

Intraday (9:30AM to 4PM ET):

- Market Cap: \$1B min
- Price: \$5.00 min

After Hrs (4PM - 9:30AM ET):

- Market Cap: \$0.2B min
- Price: \$2.00 min

Market Cap and Price can be customized in the screener icons:

52W: - 52 week high

52W: - 52 week low

E - Earnings

Gainers & Decliners Chg Up Chg Down Display (last modified 11:54 ET)

US Gainers

Market Cap Minimum(B) (Default: 1.0): Minimum Price (Default: 5.00): Activate Filters

Ticker	Name	Sector	Industry	Market Cap (B)	% 30 Day ADV	Price	% Chg	Icons	Headlines
HEES	H&E Equipment Services	Capital Goods	Construction - Raw Materials	1.6	3,648	90.28	+105.5	52W↑	URI to acquire for \$92/sh (+3)
RGTI	Rigetti Computing	Technology	Computer Peripherals	1.5	101	7.45	+23.1		
ONC	BeOne Medicines	Healthcare	Biotechnology & Drugs	18.0	64	201.98	+9.4	E	BeiGene, Ltd participated in the 43rd Annual J.P. Morgan Healthcare Conference and announced that the company expects to achieve positive operating income for full year 2025 - 8-K
IGTX	TG Therapeutics	Healthcare	Biotechnology & Drugs	4.3	159	30.23	+9.3	E	preliminary Q4 results; 2025 pipeline (+2)
APLD	Applied Digital	Capital Goods	Aerospace & Defense	1.6	276	8.42	+8.4		partnership with Macquarie for funding of up to \$5.0B (+2)
VNET	VNET Group	Services	Communications Services	1.3	48	5.50	+8.2		China ADRs broadly higher
AGX	Argan Inc.	Capital Goods	Construction Services	2.1	125	168.78	+8.2	52W↑	
HOOD	Robinhood Markets	Financial	Misc. Financial Services	30.2	73	42.64	+7.7		fined \$45M by the SEC (+1)
UI	Ubiquiti	Technology	Communications Equipment	21.9	94	389.01	+7.3	52W↑	

Change display columns: add or remove ticker, name, sector, industry, market cap, volume, price, % change, themes, and headlines. Include portfolio labels and icons.

- ☒ Ticker
- ☒ Name
- ☒ Sector
- ☒ Industry
- ☒ Market Cap
- ☒ Volume
- ☒ Price
- ☒ % Chg
- ☐ Themes
- ☒ Icons
- ☒ Headlines
- ☒ Portfolio Labels

Click on the headline to see related StreetAccount comments

Themes

Select Market Pulse > Themes, to view a hub of curated thematic trading baskets, highlighting the key themes and topics that are driving markets. It includes three categories - Pure Plays, Related Tickers, and Macro Baskets.

Toggle between three categories:

- Pure Plays** - Comprehensive lists of companies generating most of their revenue from a thematic activity. Leverages Reverse ESG Themes, popular ETF holdings, StreetAccount news flow.
- Related Tickers** - Discretionary company lists created by StreetAccount writers which group companies according to how they trade in the market.
- Macro Baskets** - Lists based on quantitative market factors and qualitative topics which span sectors.

Highlighted portfolios are chosen qualitatively by StreetAccount writers based on news flow, market moves and topical interest.

Expand baskets and click on hyperlinks to view related ticker lists

Filter by region: ☒ All ☐ AMER ☐ EMEA ☐ APAC | (last modified 11:52 ET)

Filter baskets by performance

Themes	1d%	wtd%	mtd%	ytd%	3m%	1y%	Comment
Highlights							
Quantum Computing	11.37	(18.92)	(47.36)	(47.36)	536.5	508.20	Rigetti Computing (RGTI) price target raised at B. Riley
Energy Storage	1.35	0.34	0.03	0.03	(2.85)	(6.52)	Amprion Technology (AMPX) breakthrough in battery cell chemistry
Macro Baskets							
Expand All							
AI Adopters	0.36	(1.23)	(2.58)	(2.58)	8.68	21.51	
Software (14)	0.63	(0.30)	(1.74)	(1.74)	6.89	27.10	
Hardware (4)	0.28	(0.73)	(1.72)	(1.72)	(3.61)	0.96	
Infrastructure (4)	0.02	0.43	(3.69)	(3.69)	(8.27)	3.47	
Connected Vehicles (1)	0.68	2.87	0.55	0.55	85.28	85.50	
Other (11)	0.13	(3.58)	(3.83)	(3.83)	14.63	22.86	
AI Enablers	0.07	(1.21)	(0.72)	(0.72)	1.98	43.63	
China Exposed (S&P 500)	(0.04)	0.27	0.14	0.14	(9.13)	2.77	
Dollar Sensitive - Negative (S&P 500)	(0.32)	(0.17)	4.70	4.70	(3.15)	30.18	
Dollar Sensitive - Positive (S&P 500)	0.47	1.45	(1.28)	(1.28)	(3.56)	5.79	
GLP-1 Losers	(1.02)	(0.70)	(4.77)	(4.77)	(8.47)	(8.34)	
GLP-1 Makers	(2.72)	(3.21)	(1.92)	(1.92)	(18.68)	(10.08)	
		(2.81)	(2.71)	(2.71)	2.91	(0.37)	
		(2.25)	(1.05)	(1.05)	2.81	56.27	
		1.02	1.08	1.08	8.37	46.37	
		0.28	0.19	0.19	(3.32)	24.27	
		0.95	(0.20)	(0.20)	(0.26)	41.34	
		0.69	(0.21)	(0.21)	(1.79)	11.30	
		0.36	(4.48)	(4.48)	(9.62)	(0.34)	
		(0.77)	(0.22)	1.69	1.69	(3.72)	14.70
		0.69	(5.34)	(10.23)	(10.23)	139.10	192.15
		0.14	1.49	0.60	0.60	(4.04)	5.09

NOTE: All returns shown represent simple averages of each company's historical percentage price change, excluding dividends, for the time period and portfolio specified.

Narrow the information displayed by selecting a specific date range or choosing a news category or calendar.

Related Company News		
Tickers related to TICKER: AMZN		
Highlighted companies below have been the subject of news reports since prior date.		
Blue bar height (timestamp) represents strength of correlation between AMZN and a company indexed to the comment.		
Click on frequency number to view all news relating AMZN to that ticker.		
Ticker	Frequency Number	Frequency
GOOG	Alphabet	1562
AAPL	Apple	1377
MSFT	Microsoft	871
NFLX	N Netflix	772
WMT	Wal-Mart	750
DIS	Walt Disney	569
EBAY	eBay	587
META	Meta Platforms	560
CNCSA	Comcast	561
PANM	Panasonic Global	561
GTSJ	Sony	526
7F5S	JP Morgan	526
TGT	Target	395
NVSA	News Corp.	355
BMY	Bentley Co	342
-BARNET	Barnes & Noble	272
CCST	Coca-Cola Wholesale	241
T	AT&T	241
M	May's	236
VZ	Verizon Communications	228
WBD	Warner Bros. Discovery	228
GAP	Gap	204
KSS	Kohl's	195
JWN	Nordstrom	194
F	For Corp	161
AMF	Ameribank & Fitch	157
055530 KJ	Samsung Electronics	165
TJX	T.J. Maxx	165
AEO	American Eagle Outfitters	164
LULU	Louis Vuitton Entertainment	155
HD	Home Depot	156

Sort by:	Correlation, Time News about (AAPL, META, M, ANF, 055530 KJ, AEO since prior day's close:
14-Jan-2025 08:26	<p>+ESG StreetAccount ESG Headlines (14-Jan)</p> <ul style="list-style-type: none"> AI & Quantum Computing <ul style="list-style-type: none"> Biden to slash executive order from AI's surgeing power, will include issue of federal sites for open-access data centers, clean power headline Meta's Zuckerberg defended plans for quantum computing years away, echoing sentiments from Nvidia CEO Nvidia shares (+) pressured as customers report delays from glitchy Blackwell chip take Amazon working to replace Alexa into a generative AI-powered chat bot Chipmaker to invest up to \$5B in Applied Digital's cloud bet <p>+EVs</p> <ul style="list-style-type: none"> Global EV/PH/EV sales rise 25% in 2024 with surging China demand, European demand stabilized Biggest semiconductor firms (weak) down capex estimates amid capacity shift, weaker EV and smartphone demand <p>+ESG</p> <ul style="list-style-type: none"> Biden administration (AAPL) rules to effectively ban nearly all Chinese cars and trucks from US market, decision on rules to left to Trump White House set to back Tesla China entity responsible for Saab Typhoon build China intensifies weighing sale of TikTok U.S. to Elon Musk as it tight ban, TikTok sell-off rumors 'pure fiction' EU bans Huawei CMA probe into Apple, Google, Meta as tech giants urged to intervene, UK's CMA will reportedly / Google's search, ad services under new digital markets competition scheme Net-Zero Asset Manager Initiative Unlikely to activate following BlackRock exit, comes as escalating political backlash in US Four lawsuits filed against Southern California Edison for LA wildfire, utility said it could be liable for \$1 billion in damages, could reach \$300 million against new customers Alliantech of Australia, Apollo, KKR, Charles Schwab lose \$83M by SEC in misled messaging campaign, Raymond lost \$45M For the latest updated on this story and all top news, please visit the ESG tool's Top News page.
14-Jan-2025 08:09	<p>StreetAccount Stock Summary - Technology Pre Market</p> <p>+Market Summary</p> <ul style="list-style-type: none"> Synapsis <ul style="list-style-type: none"> AAPL +0.2% pre-market: China slows supply chain shifts by Apple, critics say Trump 2 bills unlikely +0.1% pre-market: Trump team exploring gradual tariff increases, Biden administration announces AI chip restrictions Raymond: sources said members of the Trump team discussed abolishing tariff increase month by month

Quickly view how closely related a story is to the company you've selected by viewing the blue bar indicator.

Accessing Calendars

Use StreetAccount web to stay up-to-date on all company events using the following calendars: Earnings, Earnings Preannouncements, Events, Syndicate, Economic, and Conference Presentations. You can also narrow the focus of each calendar by applying filters, including portfolio, region, content, and other criteria depending on the calendar selected.

Daily View

The Earnings Calendar allows you to see which companies are reporting earnings on which date. Choose Calendars > Earnings to launch the calendar. Choose to view data in list or calendar format.

streetaccount FACTSET

What's New (04-Dec-24) | Request A Trial | Contact Us | Time Zone: UTC-5

Real-Time News Today's Top News Market Pulse Calendars Industry Data My Start Page Talk To Us My Account

set default print archive

Filter: Unfiltered Timeframe: Tomorrow Conf. Call Info

Regions: All US CN Asia EU AU ROW

Portfolio Filters Manage

Unfiltered All Portfolios Biotech Stocks Model Fund Model Portfolio

Sector Filters Manage

Activate Filters

Download to Outlook: All release times All conf. call times [Help with this feature.]

Portfolio Labels SHOW

Unconfirmed HIDE

Wednesday 15-Jan-25		EPS		Revenue		Conference Call	
ETA	Type	Actual	FactSet*	Actual	FactSet*		
Before Market Open							
06:30	Bank of New York Mellon Preview		1.54	4.66B		12:00	webcast
n/a	BlackRock Preview	11.26		5.57B		07:30	
08:00	Citigroup Preview	1.22		19.51B		11:00	
07:30	Goldman Sachs Preview	8.21		12.36B		09:30	
07:00	JPMorgan Chase Preview	4.09		41.91B		08:30	
07:00	Wells Fargo Preview	1.35		20.58B		10:00	
After Market Close							
16:05	Concentrix CNXC	n/a		n/a		17:00	
16:05	H.B. Fuller FUL	1.00		916.8M		10:30 1/18	

Change the time frame for the calendar by selecting the links in the toolbar.

Weekly/Monthly View

Select the Calendar option and choose a week or month to view. Hover over a ticker to view the call information for that company.

streetaccount FACTSET

What's New (04-Dec-24) | Request A Trial | Contact Us | Time Zone: UTC-5

Real-Time News Today's Top News Market Pulse Calendars Industry Data My Start Page Talk To Us My Account

set default print archive

Filter: Portfolio Timeframe: Next Month Conf. Call Info

Regions: All US CN Asia EU AU ROW

Portfolio Filters Manage

Unfiltered All Portfolios Biotech Stocks Model Fund Model Portfolio

Sector Filters Manage

Activate Filters

Download to Outlook: All release times All conf. call times [Help with this feature.]

Unconfirmed HIDE

Download StreetAccount for iOS from the App Store. All times are in (UTC-05:00) Eastern Time (US & Canada) unless otherwise specified. Copyright ©2025 FactSet Research Systems Inc. Terms and Conditions Disclaimer Sitemap Privacy Policy Careers

Mon	Tue	Wed	Thu	Fri
3	4 Before During After MRK SMC	5 Before During After LYFT	6 Before During After ALNY BMY LLY	7
10	11 Before During After GILD KD	12 Before During After AIG	13 Before During After AGIO INCY	14 Before During After MRNA
17	18	19	20 Before During After W	21
24	25 Before During After BLUE	26	27	28

Download release times and/or conference call times to your Microsoft Outlook calendar.

Benefit from clear color coding for greater visibility when scanning the calendar.

Using Syndicate Calendars

Track new stock offerings with the Syndicate calendar by selecting Calendars > Syndicate. You can view the company, type of syndicate, lead underwriters, share, and price information.

Annotations:

- Filter by region, portfolio or sector:** Points to the left sidebar containing 'Regions' (All, US, CN, Asia, EU, AU, ROW), 'Portfolio Filters' (All Portfolios, Biotech Stocks, Model Fund, Model Portfolio), and 'Sector Filters' (All Syndicate, IPOs, Secondaries, Convertibles, Equity Shelf, Mixed Shelf, ATM).
- Automatically view what has already priced this week and what is still expected to price this week:** Points to the 'Priced Week of Jan 13 - Jan 17' and 'Expected Week of Jan 13 - Jan 17' sections.
- Filter by type of syndicate:** Points to the 'Content Filter' dropdown in the sidebar.
- Use the date links to toggle between what's priced this week and what's expected to price in the following weeks:** Points to the date navigation links at the top of the calendar view.
- Scroll down to view IPO Lock-Up Expirations for the next 30 days. Click the "View Calendar" link to see more than 30 days of lock-up expirations.** Points to the 'IPO Lock-up Expirations Next 30 Days' table.

Legend:
 BMO = before market opens
 AMC = after market closes
 Unclear = timing uncertain

Syndicate Calendar
 13-Jan-25 - 17-Jan-25 | Filter: Unfiltered | Timeframe: This Week

Priced Week of Jan 13 - Jan 17

Priced	Ticker	Company	Type	Init Shares	Rev Shares	Act Shares	Init Price	Rev Price	Act Price	IPO Open Price	IPO Close Price
14-Jan-2025	LNZ.AV	Lenzing	Secondary			1.5M			€26.05	-	-
Lead Underwriter(s): Morgan Stanley											
14-Jan-2025	EXENS.FP	Exosens	Secondary			3.5M			€20.30	-	-
Lead Underwriter(s): Citi, BNP Paribas Exane, JPMorgan											
13-Jan-2025	PHIO	Phio Pharmaceuticals	Secondary			1.1M			3.00	-	-
Lead Underwriter(s): HC Wainwright											
13-Jan-2025	2596.HK	Yibin City Commercial Bank	IPO			688.4M			HK\$2.59		
13-Jan-2025	UFG	Uni-Fuels Holdings	IPO	3.0M	2.1M	2.1M	4.00-5.00	4.00	4.00		
Lead Underwriter(s): RFP Lafferty											

Expected Week of Jan 13 - Jan 17

Expected	Ticker	Company	Type	Init Shares	Rev Shares	Act Shares	Init Price	Rev Price	Act Price
14-Jan-2025 (AMC)	+CRGT	Coright, Inc.	IPO		1.5M			10.00	
Lead Underwriter(s): ThinkEquity									
15-Jan-2025 (AMC)	+FLOC	Flowco Holdings	IPO	17.8M			21.00-23.00		
Lead Underwriter(s): JPMorgan, Jefferies, Piper Sandler									
15-Jan-2025 (AMC)	+LGPS	LogProstyle							
15-Jan-2025 (AMC)	+MVRK	Maverick Lifestyle Inc.							
Lead Underwriter(s): Joseph Gunnar & Co									
15-Jan-2025 (AMC)	+TOPP	Toppoint Holdings, Inc.							
Lead Underwriter(s): A.G.P.									
16-Jan-2025 (AMC)	+VG	Venture Global							
Lead Underwriter(s): Goldman Sachs, JPMorgan									

IPO Lock-up Expirations Next 30 Days **Lock-up dates represent the first day on which the shares are eligible to trade* [View Calendar](#)

Lock-up Date	Ticker	Company	Released Shares	Outstanding Shares	% of Outstanding
14-Jan-2025	ARDT	Ardent Health		indeterminate	142.8M
14-Jan-2025	TWFG	TWFG, Inc.		41.2M	56.0M
15-Jan-2025	ARTV	Artiva Biotherapeutics		7.0M	25.4M
15-Jan-2025	QMMM	QMMM Holdings		9.8M	17.5M
19-Jan-2025	PGHL	Primega Group Holdings		indeterminate	24.0M
20-Jan-2025	BLMZ	BloomZ, Inc.		indeterminate	12.6M
20-Jan-2025	OS	OneStream		209.9M	234.4M
21-Jan-2025	CON	Concentra Group		indeterminate	130.0M
21-Jan-2025	LINE	Lineage, Inc.		163.0M	228.4M
21-Jan-2025	ORKT	Orangecloud Technology		indeterminate	8.2M
22-Jan-2025	MRX	Marex Group		40.4M	70.3M

Select a category and enter your search term to search the database.

View a list of approved and branded drugs. Quickly see relevant details, including name, manufacturer, partners, active ingredient, indication, patent/market exclusivity expiration (where available), and revenue/% of total company revenue (where available). Pipeline drugs also include class of drug, phase, and date of the last phase update.

Click any drug name to see detailed information

Pipeline drug > IMA203		IMA203' history on My Headlines		
		Revenues (M\$) % of total company revenues (where available)		
		F24	F23	F22
Manufacturer:	(Revenue reported in millions) Immatics Biotechnologies <i>Immatics</i> (/MTX)			
Partner(s):	Moderna (MRNA)			

Upcoming Events:

- early 2026** Interim data analysis from SUPRAME Phase 3 trial -- 2L+ metastatic melanoma
- early 2027** Submit BLA -- 2L+ melanoma

Active Ingredients: **Forms / dosages:**

 [ClinicalTrials.gov studies](#)

Indications: **Solid Tumors**

Class of Drug: **T-cell therapy**

Orange Book Data: Not Available

Approval Type: Clinical Trial - phase 2/3 **Country:** Not Available

Footnotes (truncated):

- Oct. 10, 2024 - Immatics announces updated Phase 1B clinical data on ACTengine IMA203 TCR-T targeting PRAME in melanoma patients and provides update on upcoming SUPRAME Phase 3 trial
- Immatics announced updated Phase 1B clinical data on ACTengine IMA203 TCR-T targeting PRAME in melanoma patients and provided an update on SUPRAME, the upcoming

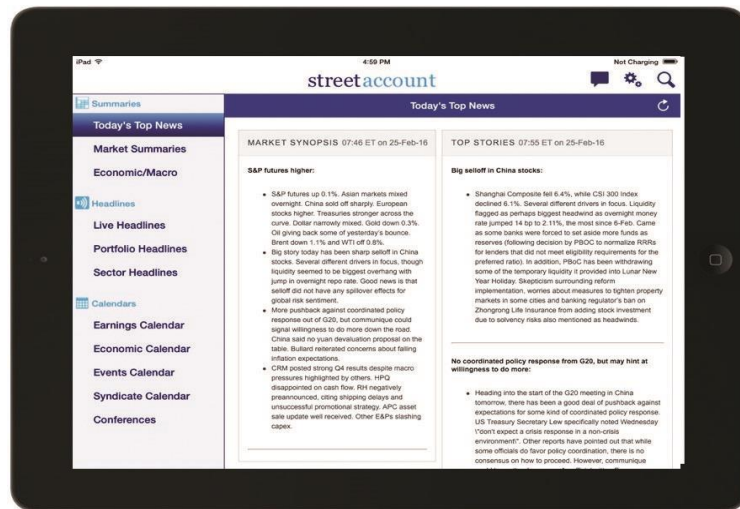
Read more 

Copyright © 2025 FactSet Research Systems Inc. All rights reserved. FactSet Business Use Only 13

Monitoring StreetAccount On the Go

Stay up to date on the news that is most important to you while on the go with the StreetAccount app for iPhone and iPad.

- Use the left navigation pane to toggle between summaries, headlines, and calendars.
- Filter by your loaded portfolios and sectors.



- Perform ticker and keyword searches with the magnifying glass
- Update your settings, such as push notifications and start page options
- Send in feedback and questions directly to our Content and Client Service teams



Download the App

- Search for StreetAccount in the App Store and download it for free.
- Enter the same username and password that you use to log in to StreetAccount web. If you need your credentials, email sales@streetaccount.com.